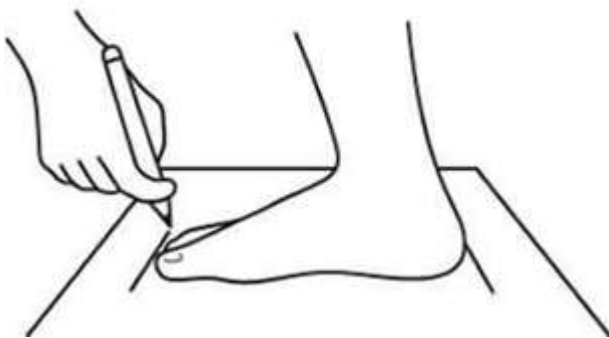


Size Guide

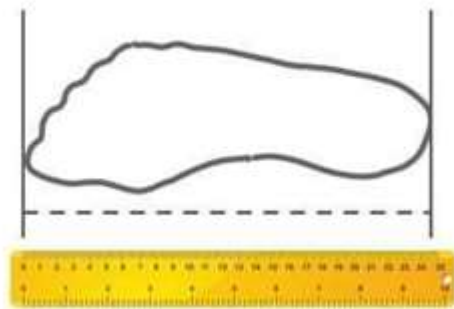
Finding the correct size for your shoes is very simple. Just a sheet of paper, a pencil; a tape measure or ruler.

To obtain the measure of your foot in centimeters, you can help yourself with a sheet of paper and a pencil and then: place your foot on the sheet, mark the points of the heel and toe and take the length with the tape measure. Once this is done, you can compare the measurement with the sizes provided in this tutorial.

Mark the points of the heel and toe

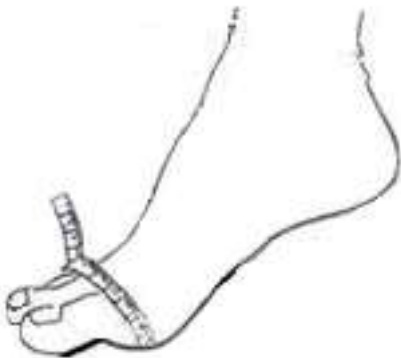


Take the length with the tape measure



For custom made products, measure with a tape measure if possible,

as shown in the image, and send the measurements to our Customer Care or in the purchase order notes.



OUR SIZE CHART

EU	35	36	37	38	39	40	41	42	43	44
UK	3,5	4	5	5,5	6	6,5	7,5	8	9	9,5
US	4	5	6	7	8	9	10	11	12	13
CM	23	23,5	24	24,5	25	25,50	26	26,5	27	27,5
INCH	9,05	9,25	9,44	9,64	9,98	10,03	10,23	10,43	10,63	10,83

During the order process, you can indicate the measures taken.

Kiara shoes